



MATERIALS

Patons® Classic Wool Roving™ (3.5 oz/100 g; 120 yds/109 m)

Contrast A Natural (77010) **1 ball**

Patons® ColorWul™ (3 oz/85 g; 90 yds/81 m)

Contrast B Ocean (90742) **1 ball**

Size U.S. M/15 (10 mm) Tunisian crochet hook **or size needed to obtain gauge.**

ABBREVIATIONS: www.yarnspirations.com/abbreviations

Approx = Approximately

Beg = Beginning

Ch = Chain(s)

Cont = Continue

Rem = Remain(ing)

Rep = Repeat

RS = Right side

Sc = Single crochet

St(s) = Stitch(es)

Tog = Together

Tps = Tunisian purl stitch

Yoh = Yarn over hook

1

EASY

MEASUREMENTS

Approx 16" [40.5 cm] deep x 25" [63.5 cm] around.

GAUGE

7 sc and 8 rows = 4" [10 cm] with Patons® ColorWul™.

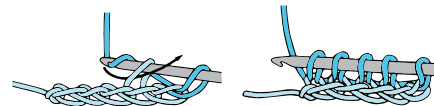
INSTRUCTIONS

Note: Work all rows with RS of work facing.

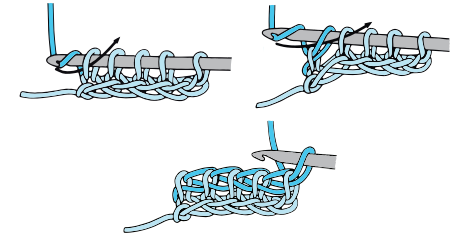
With A, ch 37.

Note: Work into horizontal bumps at back of fountain chain for 1st row.

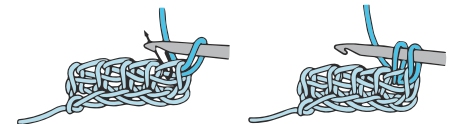
1st row: Forward pass: (Right to left). Insert hook into 2nd ch from hook. Yoh, draw loop through and leave on hook. *Insert hook in next ch. Yoh, draw loop through and leave on hook. Rep from * to end of chain. **Do not** turn. **Do not** break A. 37 loops on hook.



Return pass: (Left to right). With B, yoh and draw through first loop on hook for selvedge st. *Yoh and draw through 2 loops on hook. Rep from * until 1 loop rem on hook. **Do not** turn. Loop rem on hook becomes first st of next row.



****2nd row: Forward pass:** (Right to left). Ch 1. *(Insert hook in back horizontal bar of the same color. Yoh and draw up a loop and leave on hook - Shadow stitch made). Rep from *



to end of row. **Do not** turn. **Do not** break B. **Return pass:** (Left to right). With A, yoh and draw through first loop on hook for selvedge st. *Yoh and draw through 2 loops on hook. Rep from * until 1 loop remains on hook. **Do not** turn. Loop rem on hook becomes first st of next row.**

Rep from ** to ** alternating A and B until work from beg measures 25" [63.5 cm], ending on Return pass.

Cast off row: (Right to Left). Sl st loosely in back of each horizontal bar to end of row. Fasten off.

Sew ends tog to form Cowl.