



Criss Cross Wave Stitch


If starting from the very beginning, use the full diagram.

For the Stitch is Right Game, Start Row 2 on the Right Side (meaning good side).

O CH
+ SC
F DC

 CRIS
CROSS

 3SC TO G



To repeat this pattern, repeat rows 2 - 3. For the Stitch is Right Game, you need to complete rows 2 - 3 before repeating it again and/or spinning the wheel for the next set of instructions.