



Version I



Version II

## ABBREVIATIONS

[www.bernat.com/abbreviations](http://www.bernat.com/abbreviations)

**Approx** = Approximately.

**Beg** = Beginning.

**Ch(s)** = Chain(s).

**Dc** = Double crochet.

**Hdc** = Half double  
crochet.

**Rep** = Repeat.

**Rnd(s)** = Round(s).

**Sc** = Single crochet.

**Sl st** = Slip stitch.

**Sp(s)** = Space(s).

**Sts** = Stitch(es).

**Yoh** = Yarn over hook.

## MEASUREMENT

**Doily:** Approx 10" [25.5 cm] diameter.

## MATERIALS

**Bernat® Handicrafter® Crochet Thread**  
(3 oz/85 g; 371 yds/339 m)

### Version I



**Main Color (MC)**  
(31705 Robust Red)

**1 ball**



**Contrast A**  
(31046 Misty Grey)

**1 ball**

### Version II



**Main Color (MC)**  
(31116 Loyal Blue)

**1 ball**



**Contrast A**  
(31013 Dark Mocha)

**1 ball**

Size 1.75 mm (U.S. 6) steel crochet hook **or size needed to obtain gauge.** 14" [45.5 cm] square fabric covered pillow.

## GAUGE

30 sc and 32 rows = 4" [10 cm].

## INSTRUCTIONS

**Note:** Ch 3 at beg of rnd counts as dc.

With MC, ch 8. Join with sl st to first ch to form a ring.

**1st rnd:** Ch 4 (counts as dc and ch 1). (1 dc. Ch 1) 15 times into ring. Join with sl st to 3rd ch of ch 4. 16 dc.

**2nd rnd:** Sl st in next ch-1 sp. Ch 5 (counts as dc and ch 2). Miss next dc. (1 dc in next ch-1 sp. Ch 2. Miss next dc) 15 times. Join with sl st to 3rd ch of ch 5.

**3rd rnd:** Ch 1. \*(1 sc. 3 dc. 1 sc) in next ch-2 sp. Miss next dc. Rep from \* 15 times more. Join with sl st to first sc.

**4th rnd:** Sl st in each of first 2 dc. Ch 3. 4 dc in same sp as last sl st. Drop loop from hook. Insert hook from front to back in top of ch 3. Pull dropped loop through – beg popcorn made. Ch 5. Miss next 4 sts. \*5 dc in next dc. Drop loop from hook. Insert hook from front to back in 1st dc of 5-dc group. Pull dropped loop through – popcorn made. Ch 5. Miss next 4 sts. Rep from \* 14 times more. Join with sl st to beg popcorn.

**5th rnd:** Sl st in each of first 3 ch of ch 5. Ch 1. 1 sc in same sp as last sl st. Ch 8. Miss next popcorn st. (1 sc in next ch-5 sp. Ch 8. Miss next popcorn st) 15 times. Join with sl st to first sc.

**6th rnd:** Sl st in first ch-8 sp. Ch 1. (1 sc. 2 hdc. 7 dc. 2 hdc. 1 sc) in same ch-8 sp. Miss next sc. \*(1 sc. 2 hdc. 7 dc. 2 hdc. 1 sc) in next ch-8 sp. Miss next sc. Rep from \* 14 times more. Join with sl st to first sc. Fasten off.

**7th rnd:** Join A in center dc of any 7-dc group. Ch 1. 1 sc in same sp as last sl st. Ch 6. Miss next 2 dc. *Yoh and draw up a loop in next dc. Yoh and draw through 2 loops on hook. Miss next 6 sts. Yoh and draw up a loop in next dc. Yoh and draw through 2 loops on hook. Yoh and draw through all loops on hook – dc2tog made.* Ch 6. Miss next 2 dc. \*1 sc in next dc. Ch 6. Miss next 2 dc. Dc2tog. Ch 6. Miss next 2 dc. Rep from \* 14 times more. Join with sl st to first sc.

**8th rnd:** Sl st in each of first 3 ch of ch 6. Ch 1. 1 sc in same sp as last sl st. \*Ch 6. 1 sc in next st. Ch 6. 1 sc in next ch-6 sp. (Ch 6. Miss next sc. 1 sc in next ch-6 sp) 3 times. Rep from \* 6 times more. Ch 6. 1 sc in next st. Ch 6. 1 sc in next ch-6 sp. (Ch 6. Miss next sc. 1 sc in next ch-6 sp) twice. Ch 3. Miss next sc. 1 dc in first sc.

**9th and 10th rnds:** Ch 1. 1 sc in side of last dc. (Ch 6. Miss next sc. 1 sc in next ch-6 sp) 39 times. Ch 3. Miss next sc. 1 dc in first sc.

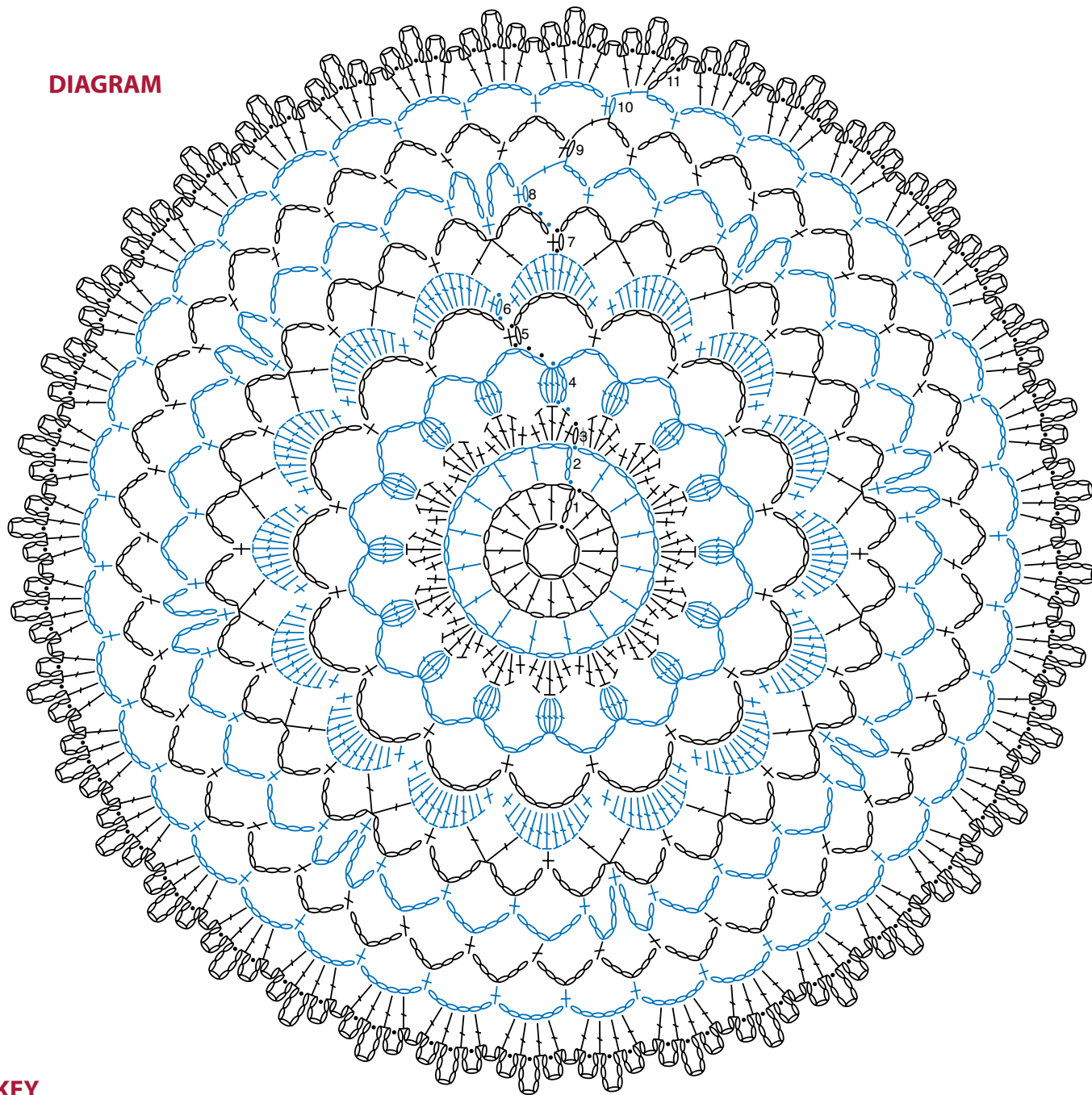
**11th rnd:** \*Ch 3. Miss next sc. (1 dc. Ch 5. Sl st in 5th ch from hook – small picot made. 1 dc. Ch 7. Sl st 7th ch from hook – large picot made. 1 dc. Small picot. 1 dc) in next ch-6 sp. Rep from \* 39 times more. Ch 3. Miss next sc. Join with sl st to next dc. Fasten off.

## FINISHING











Pin Doily to measurements. Cover with a damp cloth, leaving cloth to dry.

Sew Doily to pillow as shown in picture.

## DIAGRAM



## KEY

- |   |   |   |   |
|---|---|---|---|
|  = chain (ch)          |  = slip st (sl st)           |  = dc2tog              |  = small picot |
|  = single crochet (sc) |  = half double crochet (hdc) |  = double crochet (dc) |  = large picot |
|   |  = beg popcorn               |  = popcorn             |   |