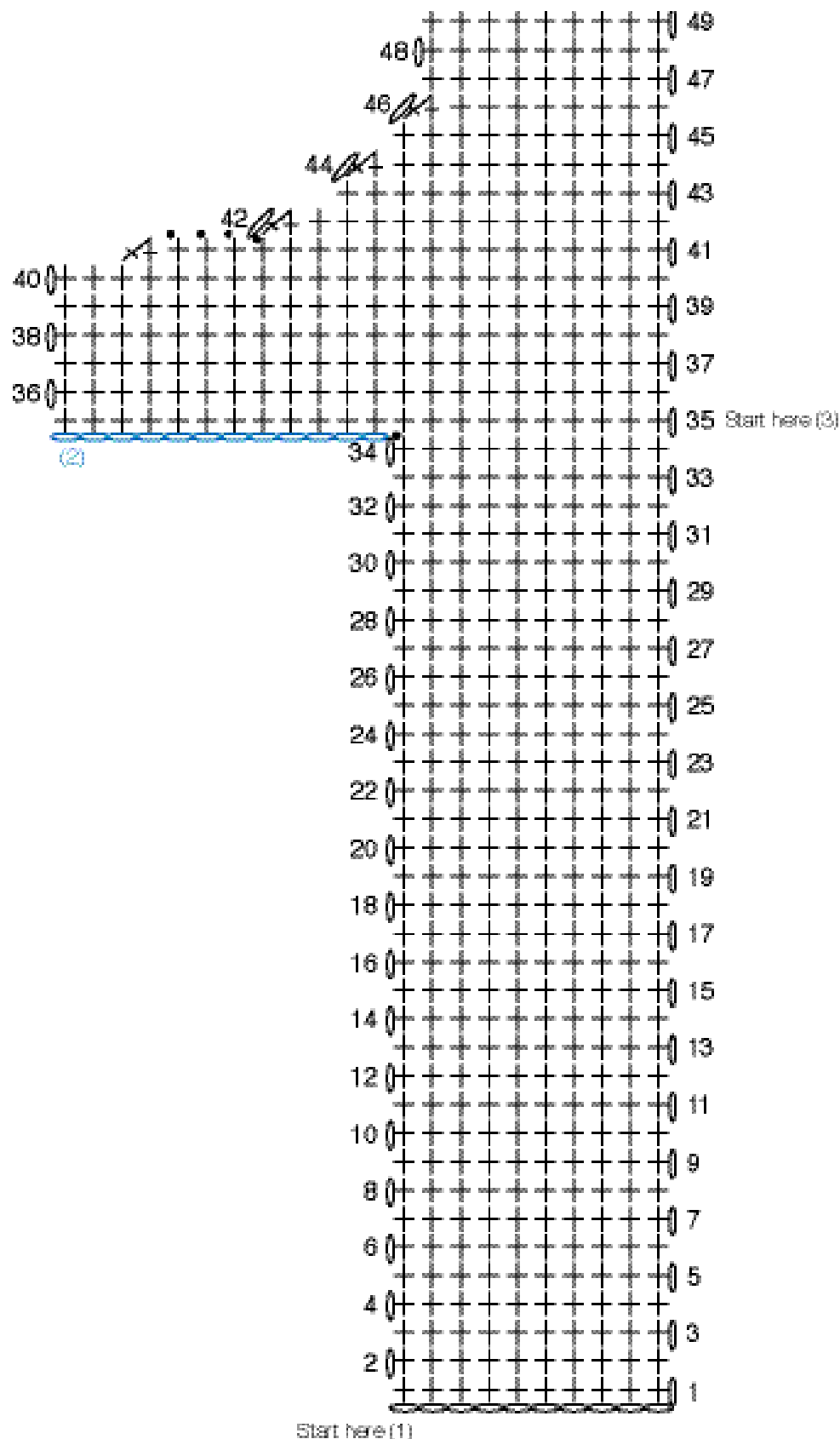


ABCs 123s

Pillow Diagrams and Patterns
for Numbers



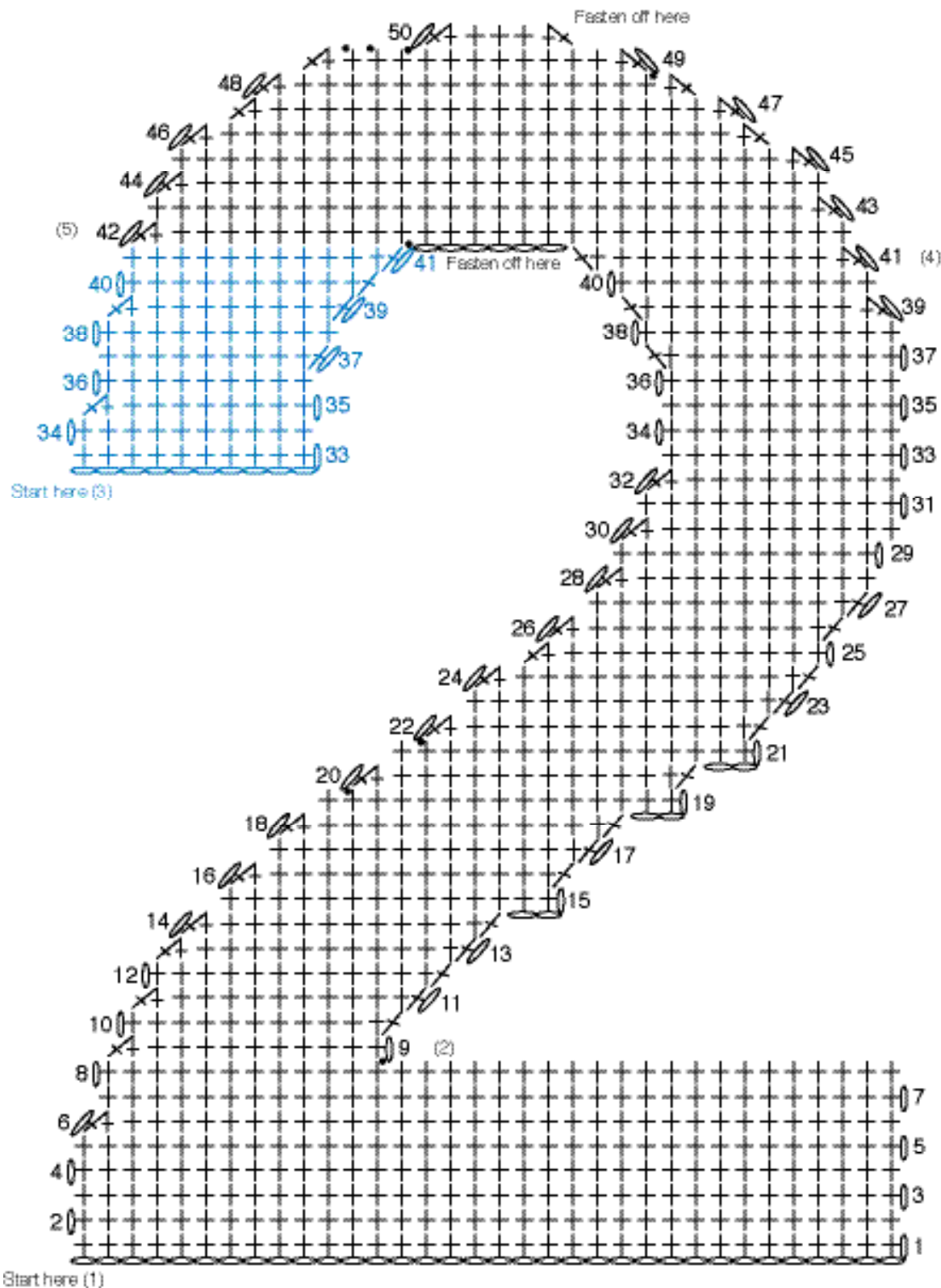
[Yarnspirations.com](https://www.yarnspirations.com)



Notes:

- 1) Ch 11. Work Rows 1-34. Drop loop from hook to be picked up later.
- 2) Attach a separate strand of yarn in first sc of Row 34, ch 12. Fasten off.
- 3) Pick up dropped loop at end of Row 34. Work Rows 35-49. Fasten off.

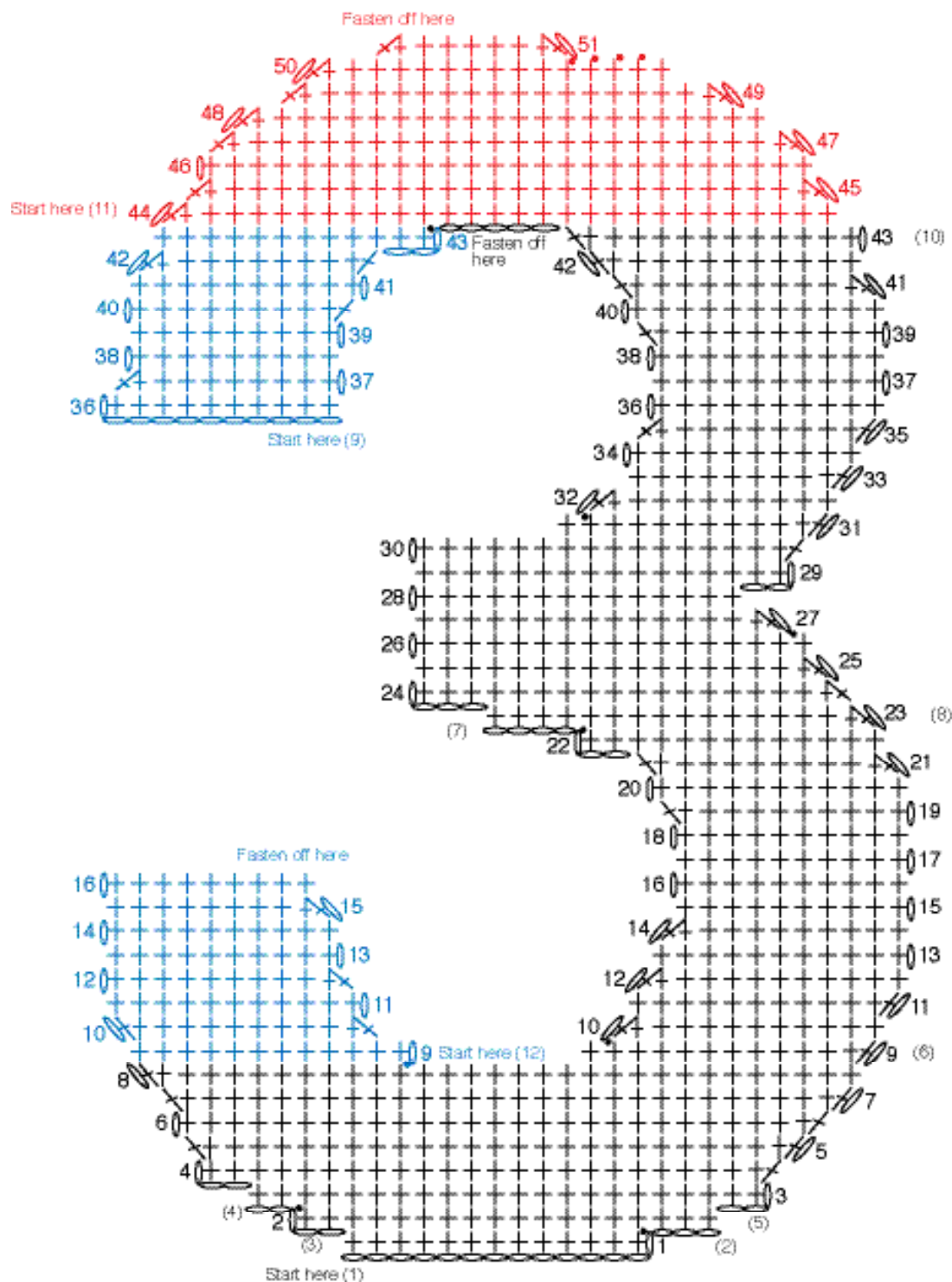




Notes:

- 1) Ch 35. Work Rows 1-8. Fasten off.
- 2) With RS facing, join yarn with sl st in 22nd st in Row 8. Work Rows 9-40. Drop loop from hook to be picked up later.
- 3) Ch 11. Work Rows 33-41. Drop loop from hook to be picked up later.
- 4) Pick up dropped loop at end of Row 40 on Right Side. Work Row 41. Ch 6. Sl st in first st of Row 41 on Left Side. Fasten off.
- 5) Pick up dropped loop at end of Row 41 on Left Side. Work Rows 42-50. Fasten off.

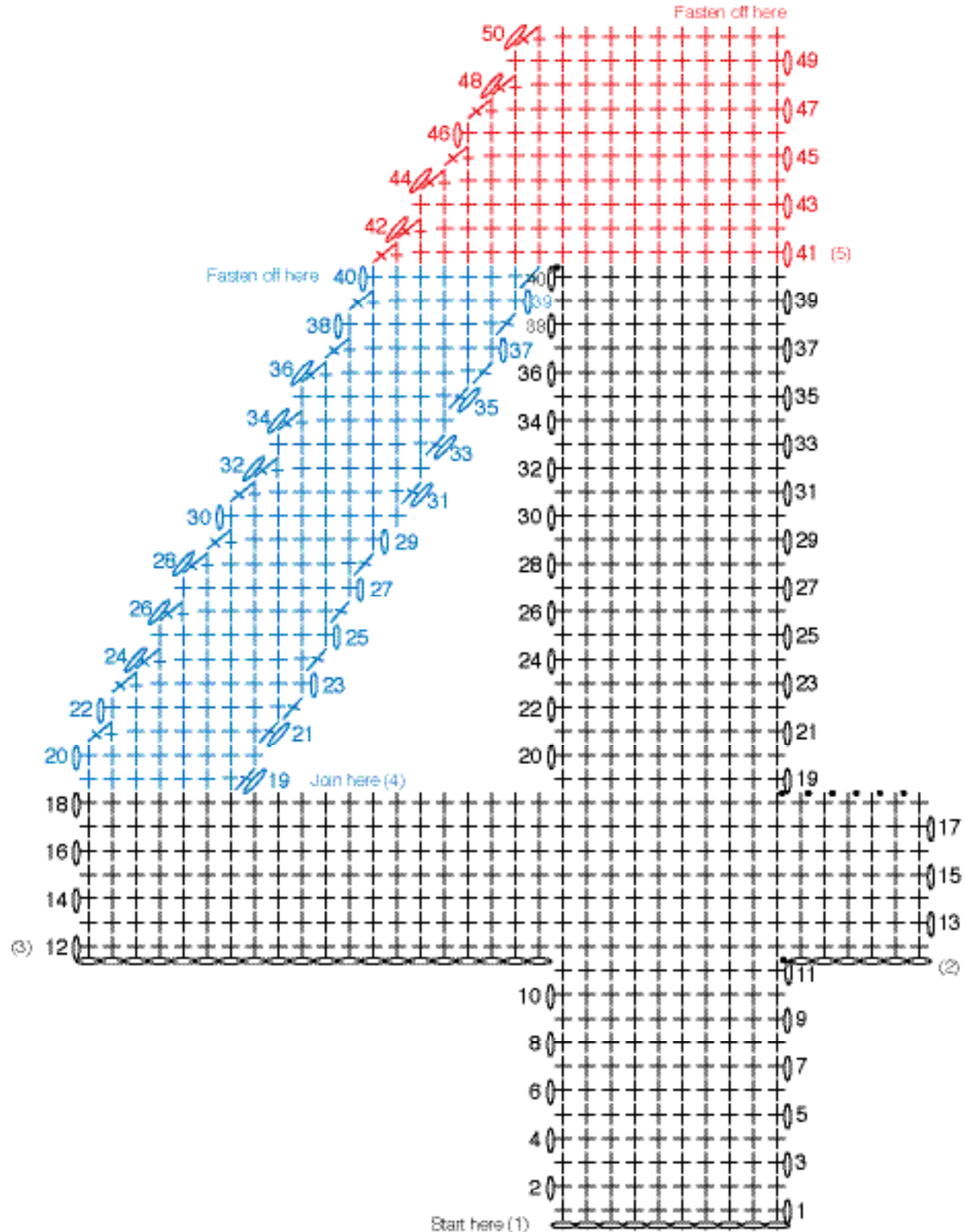




Notes:

- 1) Ch 14. Work Row 1. Drop loop to be picked up later.
- 2) Attach a separate strand of yarn in first st of Row 1. Ch 3. Fasten off.
- 3) Pick up dropped loop at end of Row 1. Work Row 2.
- 4) Attach a separate strand of yarn in first sc of Row 2. Ch 2. Fasten off.
- 5) Pick up dropped loop at end of Row 2. Work Rows 3-8.
- 6) Work Rows 9-22 on Right Side. Drop loop to be picked up later.
- 7) Attach a separate strand of yarn in first st of Row 22. Ch 4. Fasten off.
- 8) Pick up dropped loop at end of Row 22. Work Rows 23-43. Drop loop from hook to be picked up later.
- 9) Ch 11. Work Rows 36-43. Drop loop to be picked up later.
- 10) Pick up dropped loop at end of Row 42 on Right Side. Work Row 43 on Right Side. Ch 5, Sl st in first st of Row 43 on Left Side. Fasten off.
- 11) Pick up dropped loop at end of Row 43 on Left Side. Work Rows 44-51. Fasten off.
- 12) With RS facing, join yarn with sl st in 20th st of Row 7. Work Rows 9-16 of Left Side. Fasten off.

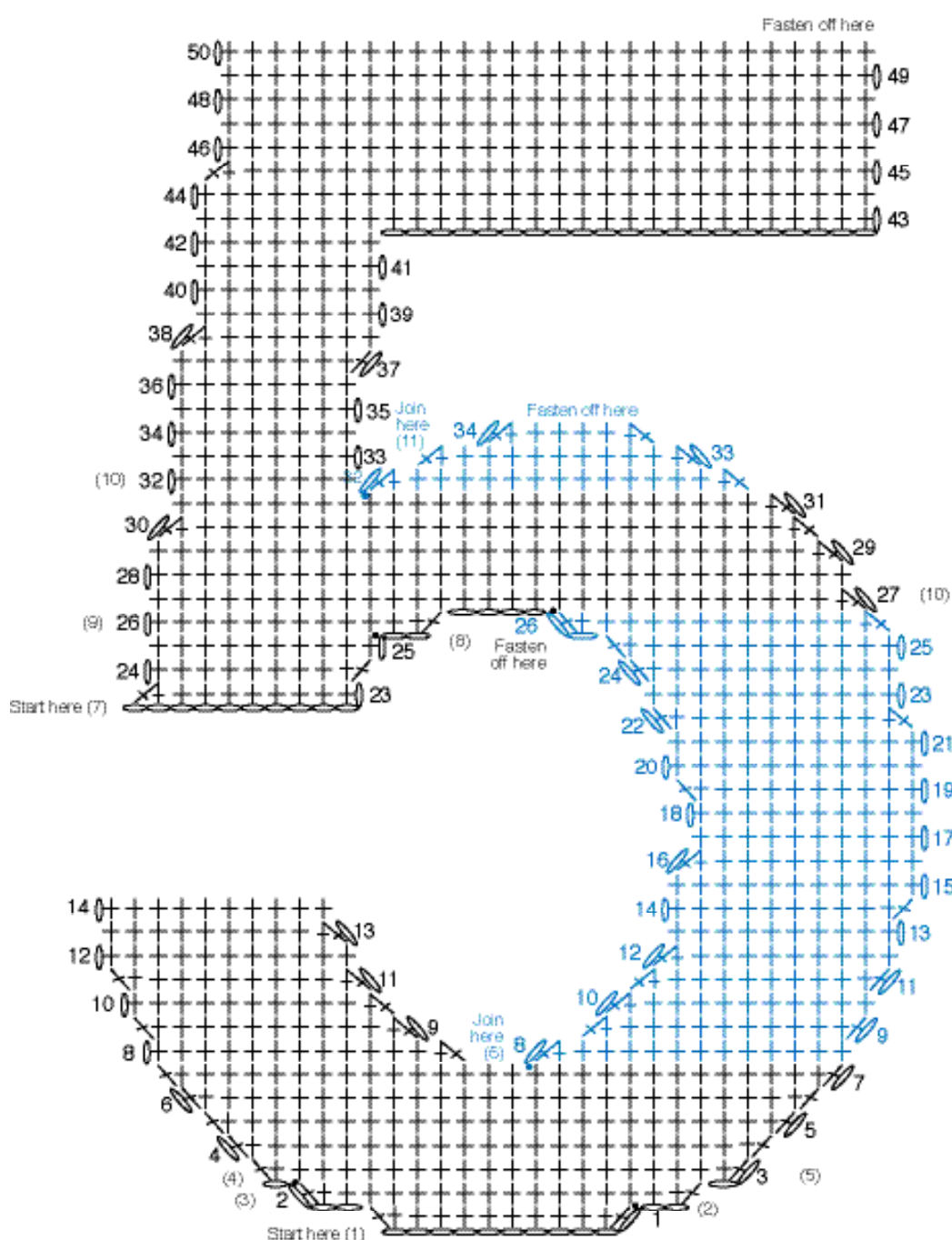




Notes:

- 1) Ch 11. Work Rows 1-11. Drop loop from hook to be picked up later.
- 2) Attach a separate strand of yarn in first st of Row 11. Ch 6. Fasten off.
- 3) Pick up dropped loop at end of Row 11. Work Rows 12-18. Work Rows 19-40 of Right Side. Drop loop from hook to be picked up later.
- 4) With RS facing, join yarn with sl st in 29th st of Row 18. Work Rows 19-40 of Left Side, joining with sl st in first st of Row 40 on Right Side. Fasten off.
- 5) Pick up dropped loop at end of Row 40 on Right Side. Work Rows 41-50. Fasten off.

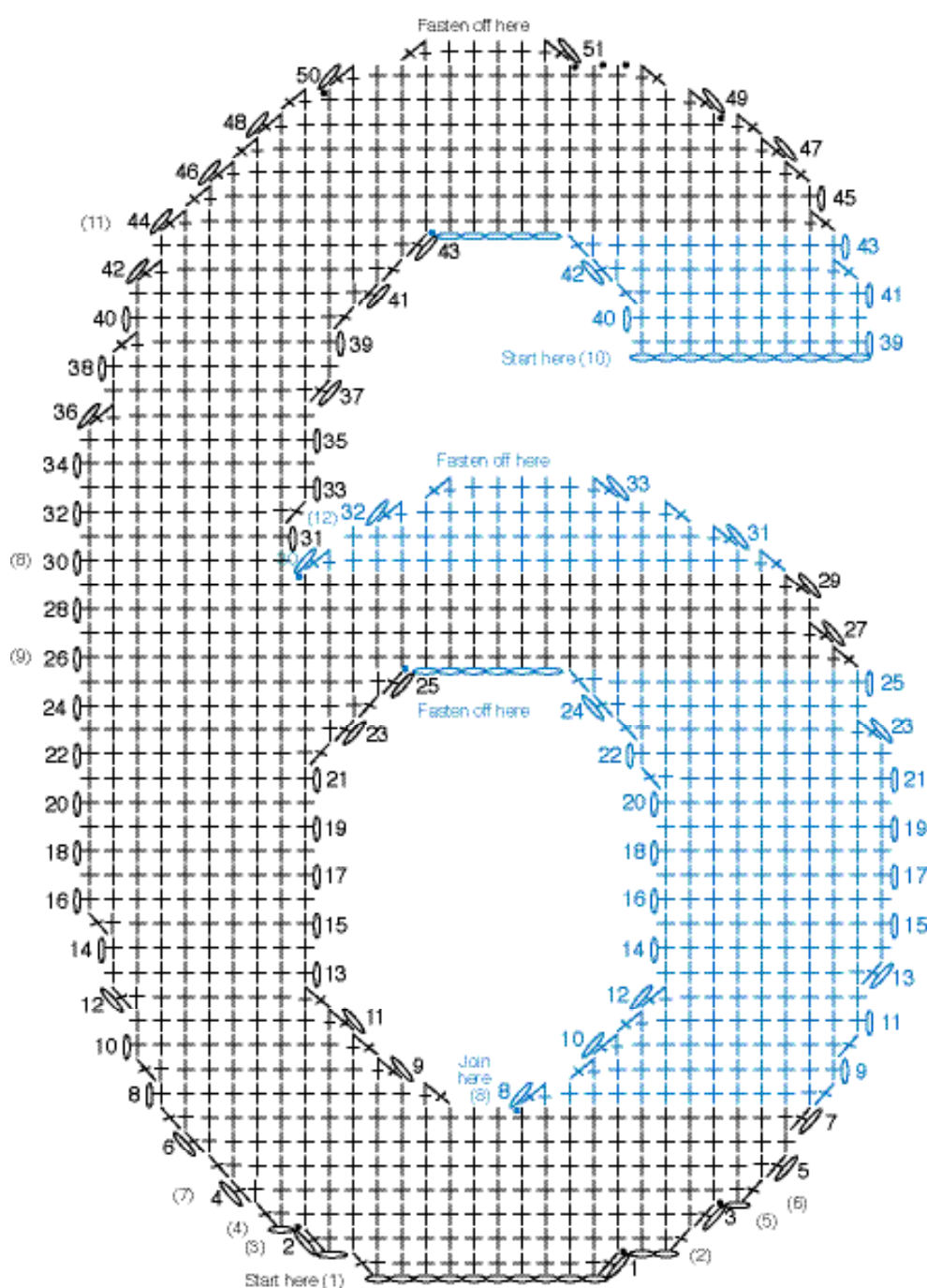




Notes:

- 1) Ch 11. Work Row 1. Drop loop from hook to be picked up later.
- 2) Attach a separate strand of yarn in first st of Row 1. Ch 2. Fasten off.
- 3) Pick up dropped loop at end of Row 1. Work Row 2.
- 4) Attach a separate strand of yarn in first st of Row 2. Ch 1. Fasten off.
- 5) Pick up dropped loop at end of Row 2. Work Rows 3-7. Work Rows 8-14 on Left Side. Fasten off.
- 6) With WS facing, join yarn with sl st in 17th st of Row 7. Work Rows 8-26. Drop loop from hook to be picked up later.
- 7) Ch 11. Work Rows 23-25 of Left Side. Drop loop from hook to be picked up later.
- 8) Attach a separate strand of yarn in first st of Row 25. Ch 2. Fasten off.
- 9) Pick up dropped loop at end of Row 25. Work Row 26. Ch 4, join with sl st in first st of Row 26 on Right Side. Fasten off.
- 10) Pick up dropped loop at end of Row 26 on Right Side. Work Rows 27-31. Work Rows 32-50 on Left Side and Top. Fasten off.
- 11) With WS facing, join yarn with sl st in 9th st of Row 31, work Rows 32-34 of Right Side. Fasten off.

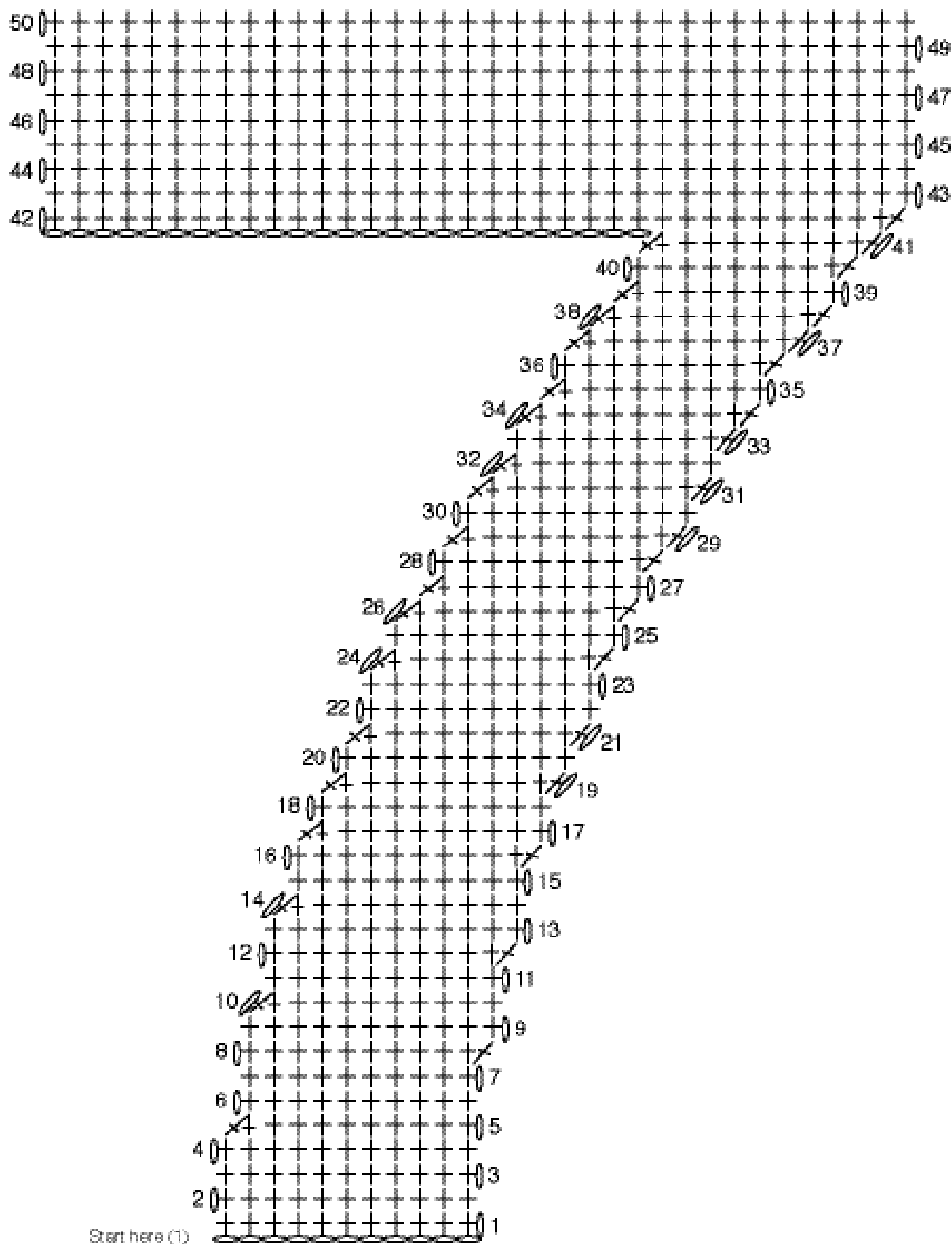




Notes:

- 1) Ch 11. Work Row 1. Drop loop from hook to be picked up later.
- 2) Attach a separate strand of yarn in first st of Row 1. Ch 2. Fasten off.
- 3) Pick up dropped loop at end of Row 1. Work Row 2. Drop loop from hook to be picked up later.
- 4) Attach a separate strand of yarn in first st of Row 2. Ch 1. Fasten off.
- 5) Pick up dropped loop at end of Row 2. Work Row 3. Drop loop from hook to be picked up later.
- 6) Attach a separate strand of yarn in first st of Row 3. Ch 1. Fasten off.
- 7) Pick up dropped loop at end of Row 4. Work Rows 4-7. Work Rows 8-25 on Left Side. Drop loop from hook to be picked up later.
- 8) With WS facing, join yarn with sl st in 16th st of Row 7. Work Rows 8-25 on Right Side. Ch 6, join with sl st in first st of Row 25 on Left Side. Fasten off.
- 9) Pick up dropped loop at end of Row 25 on Left Side. Work Rows 26-29. Work Rows 27-43 on Left Side. Drop loop from hook to be picked up later.
- 10) Ch 11. Work Rows 39-43 of Right Side. Ch 5, join with sl st in first st in Row 43 on Left Side. Fasten off.
- 11) Pick up dropped loop at end of Row 43 on Left Side. Work Rows 44-51. Fasten off.
- 12) With WS facing, join yarn with sl st in 10th st of Row 29. Work Rows 30-33 on Right Side. Fasten off.

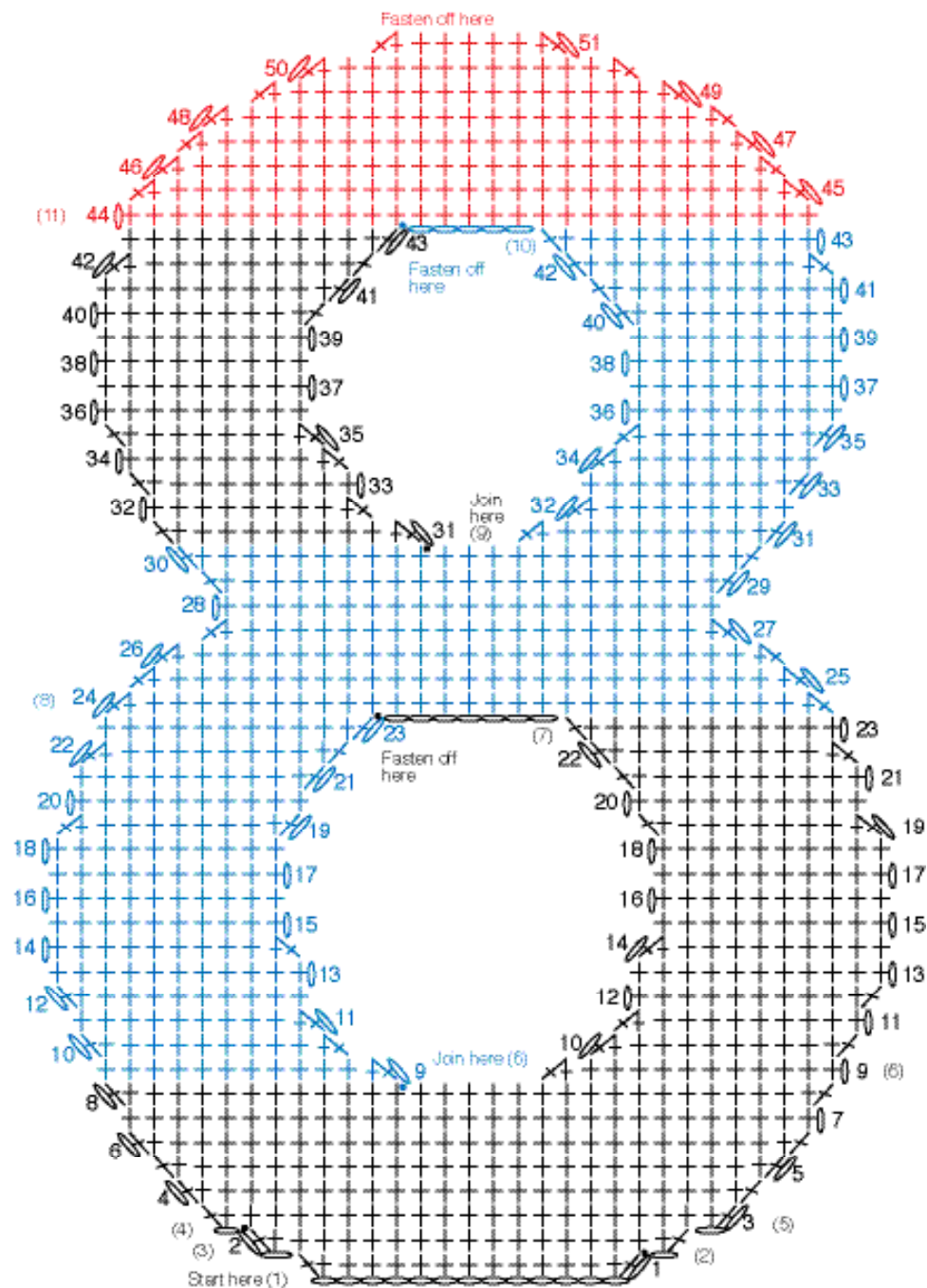




Notes:

1) Ch 12. Work Rows 1-50. Fasten off.

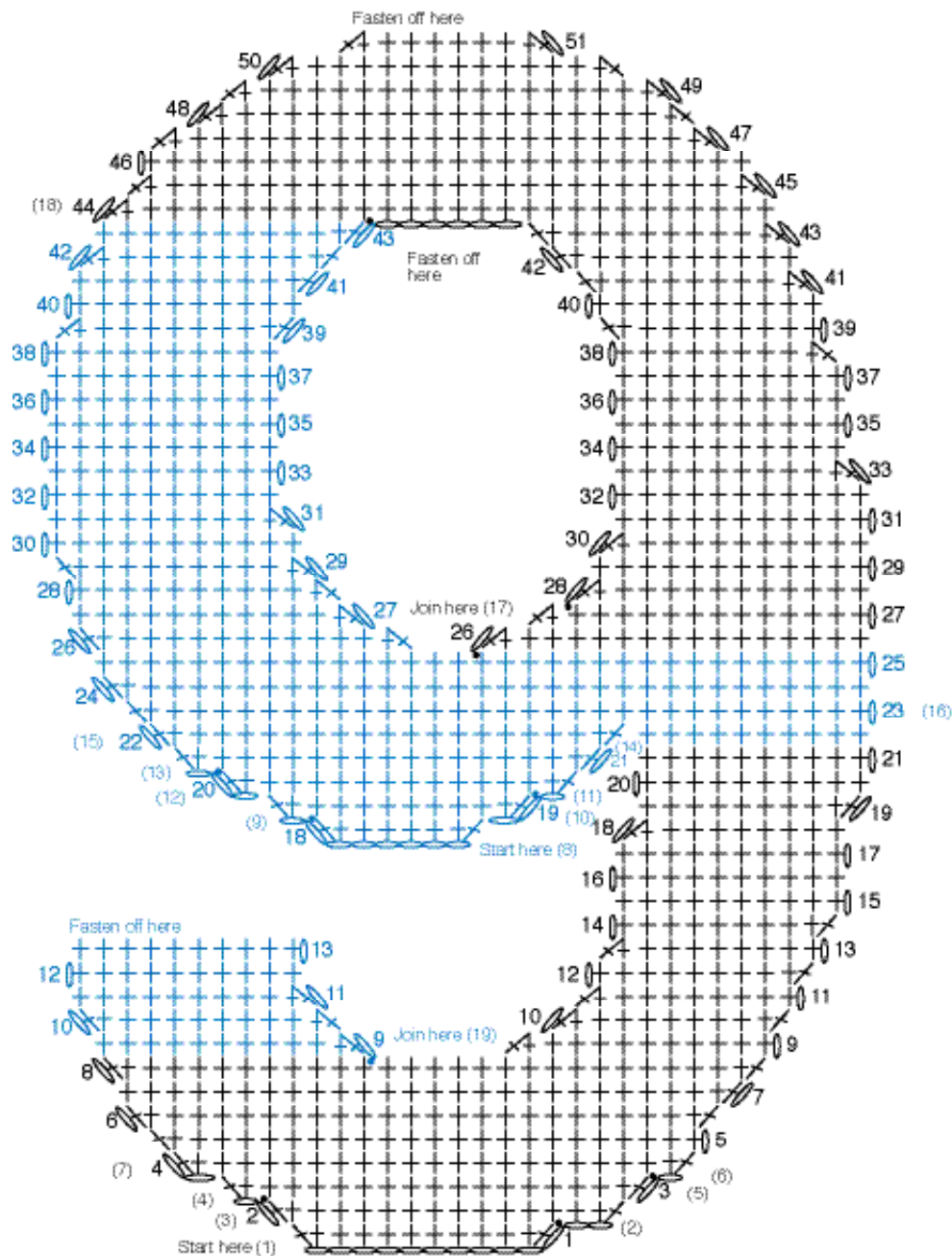




Notes:

- 1) Ch 14. Work Row 1. Drop loop to be picked up later.
- 2) Attach a separate strand of yarn in first sc of Row 1. Ch 1. Fasten off.
- 3) Pick up dropped loop at end of Row 1. Work Row 2.
- 4) Attach a separate strand of yarn in first sc of Row 2. Ch 1. Fasten off.
- 5) Pick up dropped loop at end of Row 2. Work Rows 3-8. Work Rows 9-23 on Right Side. Drop loop to be picked up later.
- 6) With RS facing, attach a separate strand of yarn in 18th st of Row 8. Work Rows 8-23 on Left Side. Drop loop to be picked up later.
- 7) Pick up dropped loop at end of Row 23 on Right Side, ch 7, join with sl st in first st of Row 23 on Left Side. Fasten off.
- 8) Pick up dropped loop at end of Row 23 on Left Side. Work Rows 24-30. Work Rows 31-43 on Right Side.
- 9) With RS facing, join yarn with a sl st in 15th st of Row 30. Work Rows 31-43 on Left Side. Drop loop to be picked up later.
- 10) Pick up dropped loop at end of Row 43 on Right Side. Ch 5, join with sl st in first st of Row 43 on Left Side. Fasten off.
- 11) Pick up dropped loop at end of Row 43 on Left Side. Work Rows 44-51. Fasten off.






Notes:

- 1) Ch 14. Work Row 1. Drop loop to be picked up later.
- 2) Attach a separate strand of yarn in first st of Row 1. Ch 2. Fasten off.
- 3) Pick up dropped loop at end of Row 1. Work Row 2.
- 4) Attach a separate strand of yarn in first sc of Row 2. Ch 1. Fasten off.
- 5) Pick up dropped loop at end of Row 2. Work Row 3.
- 6) Attach a separate strand of yarn in first sc of Row 3. Ch 1. Fasten off.
- 7) Pick up dropped loop at end of Row 3. Work Rows 4-8. Work Rows 9-21 on Right Side. Fasten off.
- 8) Ch 7. With WS facing, work Row 18 on Left Side. Drop loop to be picked up later.
- 9) Attach a separate strand of yarn in first st of Row 18. Ch 1. Fasten off.
- 10) Pick up dropped loop at end of Row 18. Work Row 19.
- 11) Attach a separate strand of yarn in first st of Row 19. Ch 1. Fasten off.
- 12) Pick up dropped loop at end of Row 19. Work Row 20.
- 13) Attach a separate strand of yarn in first st of Row 20. Ch 1. Fasten off.
- 14) Pick up dropped loop at end of Row 20. Work Row 21.
- 15) Work Row 22 across Left Side, then work Row 22 across Row 21 of Right Side.
- 16) Work Rows 23-25. Work Rows 26-43 on Left Side. Drop loop to be picked up later.
- 17) With RS facing, join a separate strand in 17th st in Row 25. Work Rows 26-43 on Right Side. Ch 6, join with sl st in first st in Row 43 on Left Side. Fasten off.
- 18) Pick up dropped loop at end of Row 43 on Left Side. Work Rows 44-51. Fasten off.
- 19) With RS facing, join yarn with a sl st in 18th st of Row 8. Work work Rows 9-13 on Left Side. Fasten off.





Notes:

- 1) Ch 13. Work Rows 1-2. Drop loop to be picked up later.
- 2) Attach a separate strand of yarn in first sc of Row 2. Ch 1. Fasten off.
- 3) Pick up dropped loop at end of Row 2. Work Rows 3-8. Work Rows 9-42 on Right Side.
- 4) With RS facing, join yarn with sl st in 12th st of Row 8. Work Rows 9-43 of Left Side. Drop loop to be picked up later.
- 5) Attach a separate strand of yarn in first sc of Row 42 on Right Side. Ch 1. Fasten off.
- 6) Pick up dropped loop at end of Row 43 on Right Side. Work Row 43 across Right Side. Ch 4, join with sl st in first st of Row 43 on Left Side. Fasten off.
- 7) Pick up dropped loop at end of Row 43. Work Rows 44-51. Fasten off.

