

designed by Mikey

X Marks the Spot Afghan

Red Heart *Super Saver*



YARN: yarn of your choice and colour

HOOK SIZE: U.S. I (5.5 mm)

MEASUREMENT: Each square is 9" Finished project 46" x 58" using 20 squares and finishing border

Reading diagrams can either be daunting or a blessing. With no excuses for this cruise, we want you to set your eyes on the diagrams and figure out what you have to do next. We purposely did not write the written instructions.

Do you know why?

It would have been an additional 10 pages! But we are here to help you understand your biggest challenge. We hope that by the end of the cruise, diagrams will no longer be a bunch of lines and chicken scratches.

We have given you a bag of Red Heart Super Saver for you to enjoy. You can exchange for all three balls to be a different colour with neighbours.

On Day 2 while we are at sea, Jeanne's Funky 60's bag requires you to use 3 different colours of Red Heart Super Saver. Her project should have lots left over to add to your afghan. So hopefully our calculations are correct. If not, the yarn fairy was being mean.












During our Stitch Socials, we will work on our charity afghan project. We decided to re-introduce the granny square with a great variation giving it texture and full of colour. If you have been around The Crowd Crowd for a while, you might have noticed that this afghan is very similar to a Mystery Afghan Challenge we did a number of years ago. It was one of our most popular SAL (Stitch Along).



At the end of the cruise, we hope everyone has challenged themselves to finished this afghan for our final group photo. This one is going to be a colourful display of awesomeness!

designed by Mikey

X Marks the Spot Afghan

Red Heart *Super Saver*

- | | | | |
|--|---------------------------|---|--|
|  | Chain |  | Instead of slip stitching to finish, use a Half Double Crochet join. |
|  | Slip Stitch |  | Single Crochet Back Post |
|  | Double Crochet |  | Single Crochet |
|  | Treble Crochet |  | Half Double Crochet |
|  | Single Crochet Front Post | | |


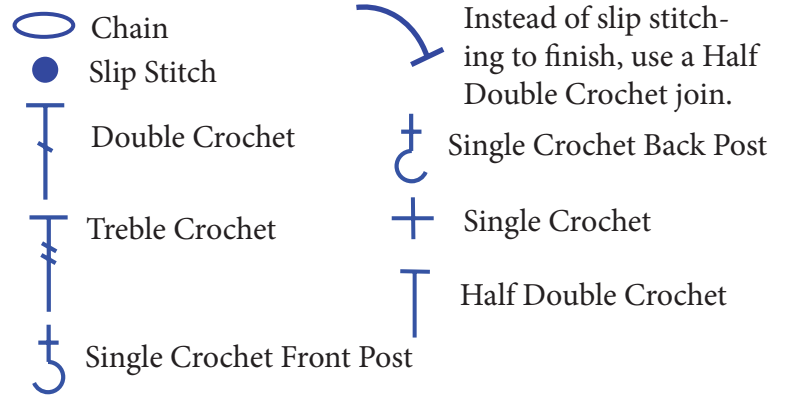



PLAIN MOTIF

designed by Mikey

X Marks the Spot Afghan


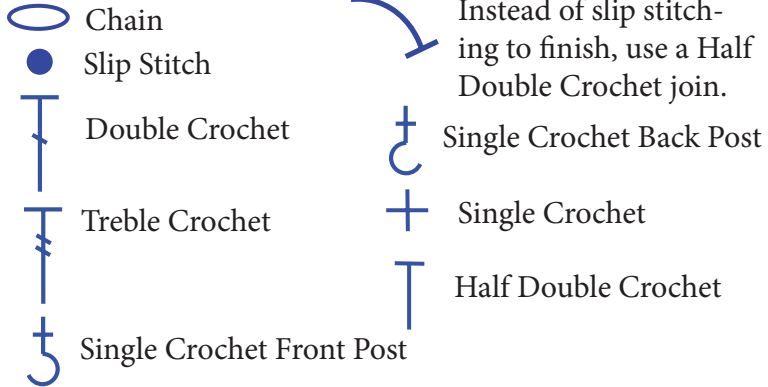
Red Heart *Super Saver*



designed by Mikey

X Marks the Spot Afghan


Red Heart Super Saver












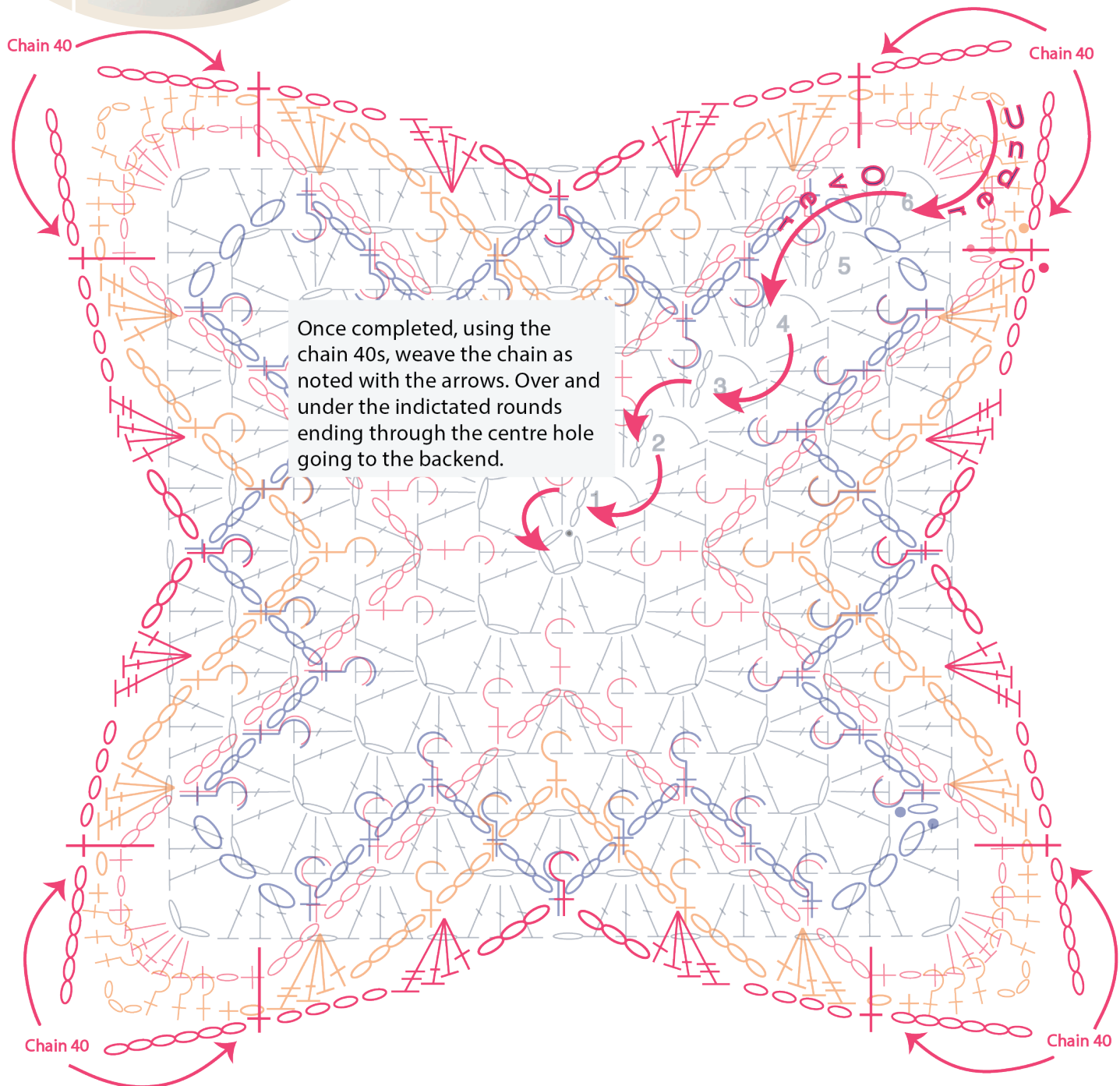
designed by Mikey

X Marks the Spot Afghan

Red Heart Super Saver




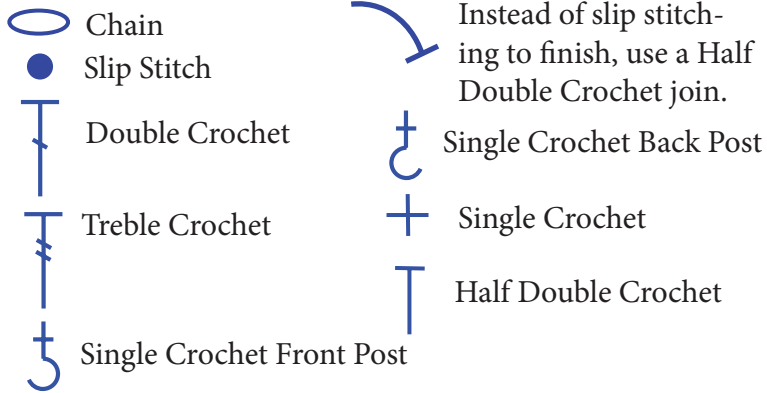
- | | | | |
|---|---------------------------|---|--|
|  | Chain |  | Instead of slip stitching to finish, use a Half Double Crochet join. |
|  | Slip Stitch |  | Single Crochet Back Post |
|  | Double Crochet |  | Single Crochet |
|  | Treble Crochet |  | Half Double Crochet |
|  | Single Crochet Front Post | | |



designed byMikey

X Marks the Spot Afghan

Red Heart Super Saver












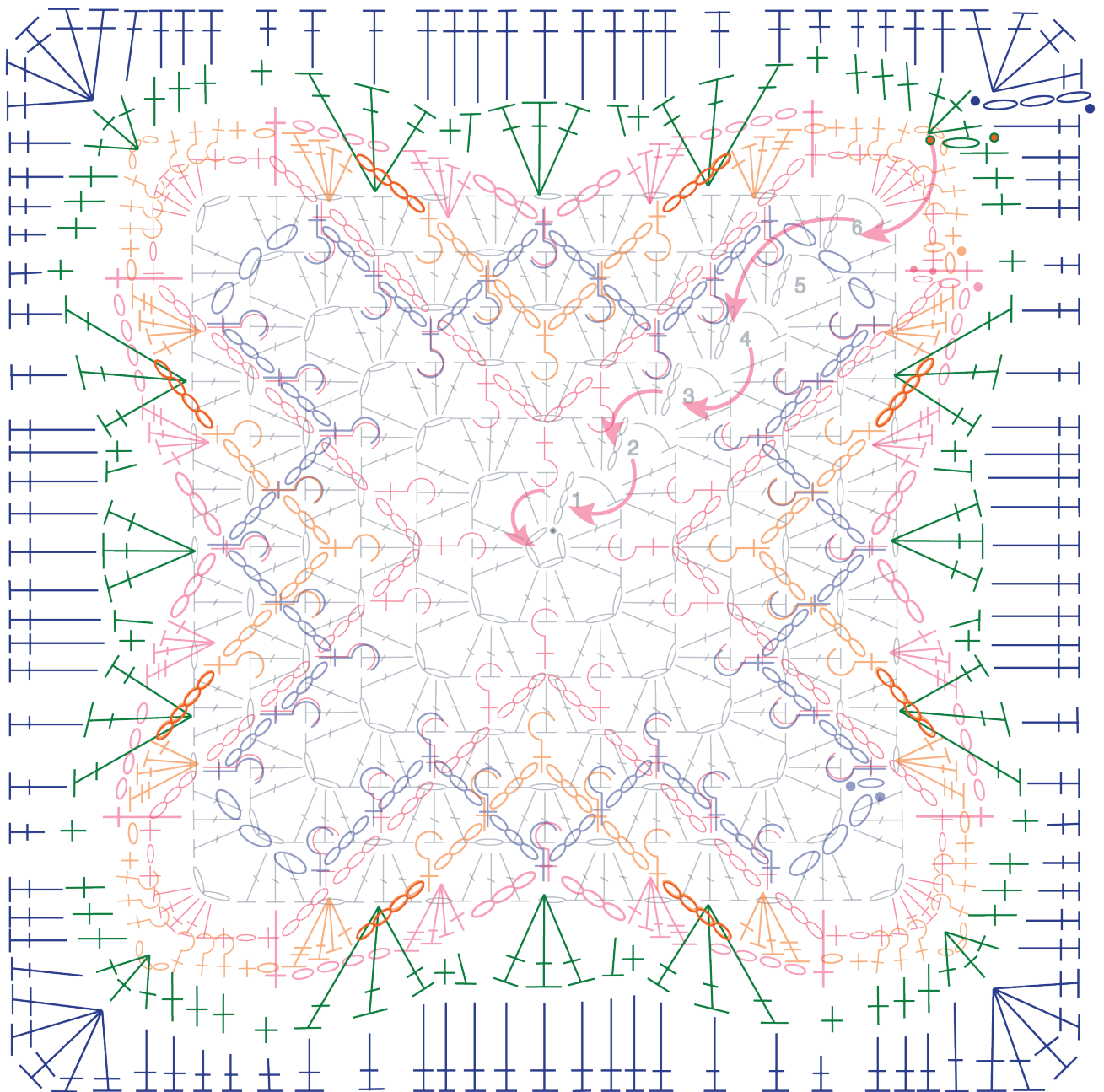
designed by Mikey

X Marks the Spot Afghan

Red Heart Super Saver




- | | | | |
|---|---------------------------|---|--|
|  | Chain |  | Instead of slip stitching to finish, use a Half Double Crochet join. |
|  | Slip Stitch |  | Single Crochet Back Post |
|  | Double Crochet |  | Single Crochet |
|  | Treble Crochet |  | Half Double Crochet |
|  | Single Crochet Front Post | | |












designed by Mikey

X Marks the Spot Afghan

Red Heart Super Saver



- | | | | |
|--|---------------------------|---|--|
|  | Chain |  | Instead of slip stitching to finish, use a Half Double Crochet join. |
|  | Slip Stitch |  | Single Crochet Back Post |
|  | Double Crochet |  | Single Crochet |
|  | Treble Crochet |  | Half Double Crochet |
|  | Single Crochet Front Post | | |

