





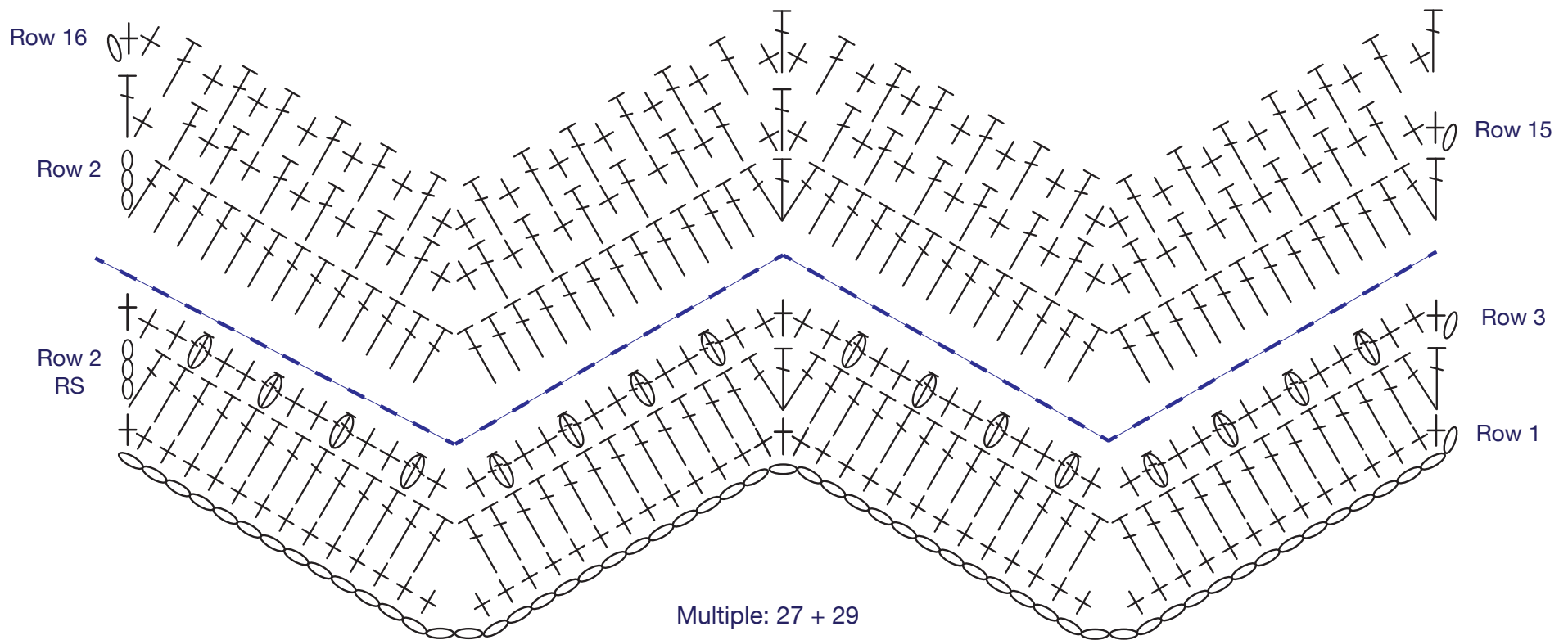
Mikey's Tutorial Worksheet

Stepping Textures Afghan

Designed by Jeanne Steinhilber, ©2020 The Crochet Crowd

Follow the instructions on the pattern for the striping and row counts.

-  Chain
-  Single Crochet
-  Double Crochet
-  Bobble (3 dc in same st)



There are 2 sections drawn in this diagram. Rows 2 & 3 are the bobble section. Row 15 is the houndstooth section. For visual, we've drawn row 16 to show you how repeating row 16 puzzles together for the texture. Follow the instructions on the written pattern to match the striping. The blue section in the sample is the bobble section, the white section is the houndstooth.