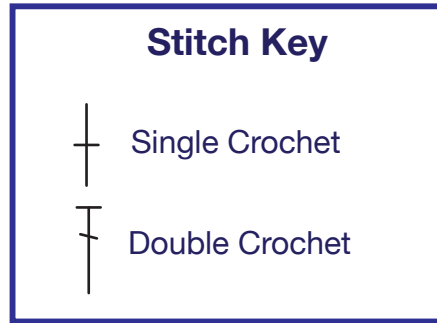
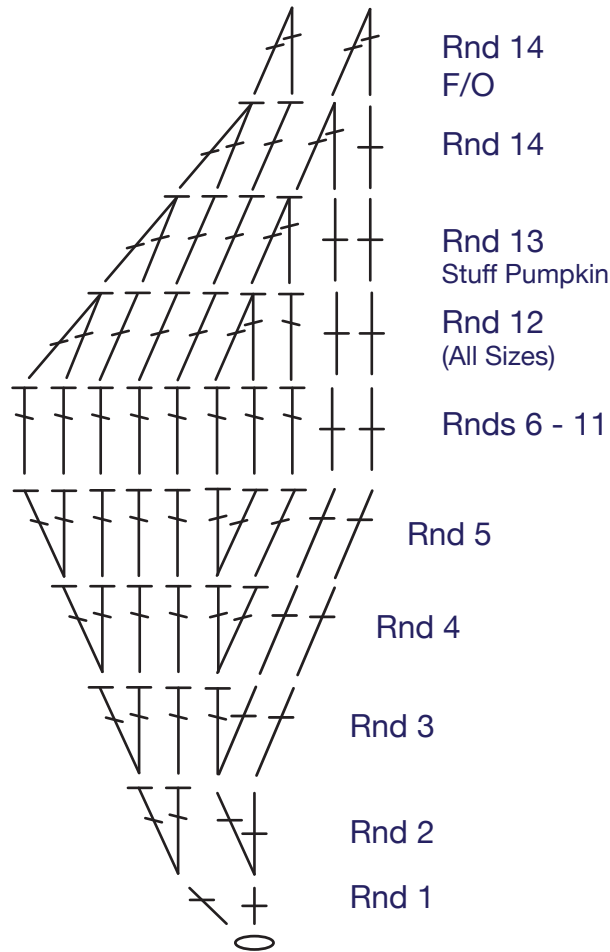


Harvest Pumpkin Diagrams - Small Pumpkin

Drawn by Mikey. The diagram is showing 1 repeat. The pumpkins are a 5 sided pentagon shape. Not shown is the slip stitching and ch 1 to start a round. This will make it easier to see the repeat.



Gathering the final stitches and close the top of the pumpkin.



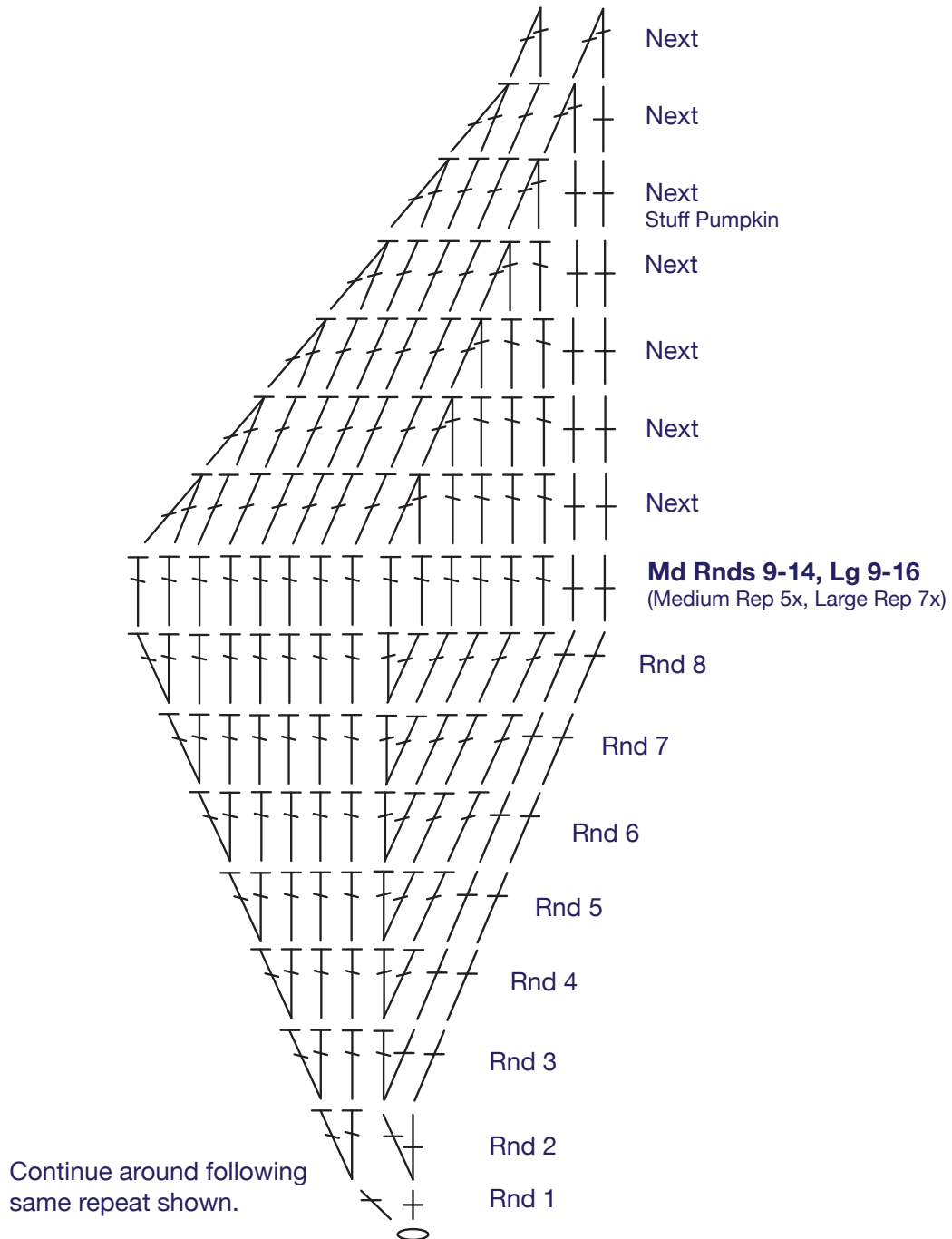
The 10 beginning sc work in pairs to create 5 sections of the pumpkin. Rnd 1 is showing 2 of the 10 sc to show you growth for each section.

Harvest Pumpkin Diagrams - Medium and Large Pumpkin

Drawn by Mikey. The diagram is showing 1 repeat. The pumpkins are a 5 sided pentagon shape. Not shown is the slip stitching and ch 1 to start a round. This will make it easier to see the repeat.

Notice the repeat difference in rnd 9. That's the difference between the pumpkins.

Gathering the final stitches and close the top of the pumpkin.



The 10 beginning sc work in pairs to create 5 sections of the pumpkin. Rnd 1 is showing 2 of the 10 sc to show you growth for each section.