


The Crochet Crowd Tutorial Worksheet



You can puzzle your squares together to form a number of different layouts. The original looks like the puzzle formation to the right.

I have included what options I had by taking a photo of the square and positioning them


They are in the same square counts. Just turned differently.




The Crochet Crowd Tutorial Worksheet
by Michael Sellick




The Crochet Crowd Tutorial Worksheet
by Michael Sellick




The Crochet Crowd Tutorial Worksheet
by Michael Sellick




The Crochet Crowd Tutorial Worksheet
by Michael Sellick




The Crochet Crowd Tutorial Worksheet
by Michael Sellick




The Crochet Crowd Tutorial Worksheet
by Michael Sellick



The Crochet Crowd Tutorial Worksheet
by Michael Sellick



The Crochet Crowd Tutorial Worksheet
by Michael Sellick



The Crochet Crowd Tutorial Worksheet
by Michael Sellick

