

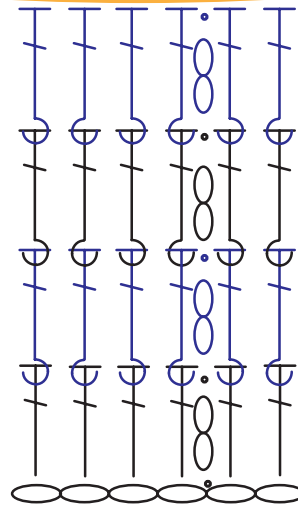


Spiral Elf Hat

Crochet design and diagram by Michael Sellick.

September 15, 2023

Brim Ch 64.
4.5 mm / G/6
Double strand
regular white yarn
and white fluffy
yarn.



Back Post



Front Post

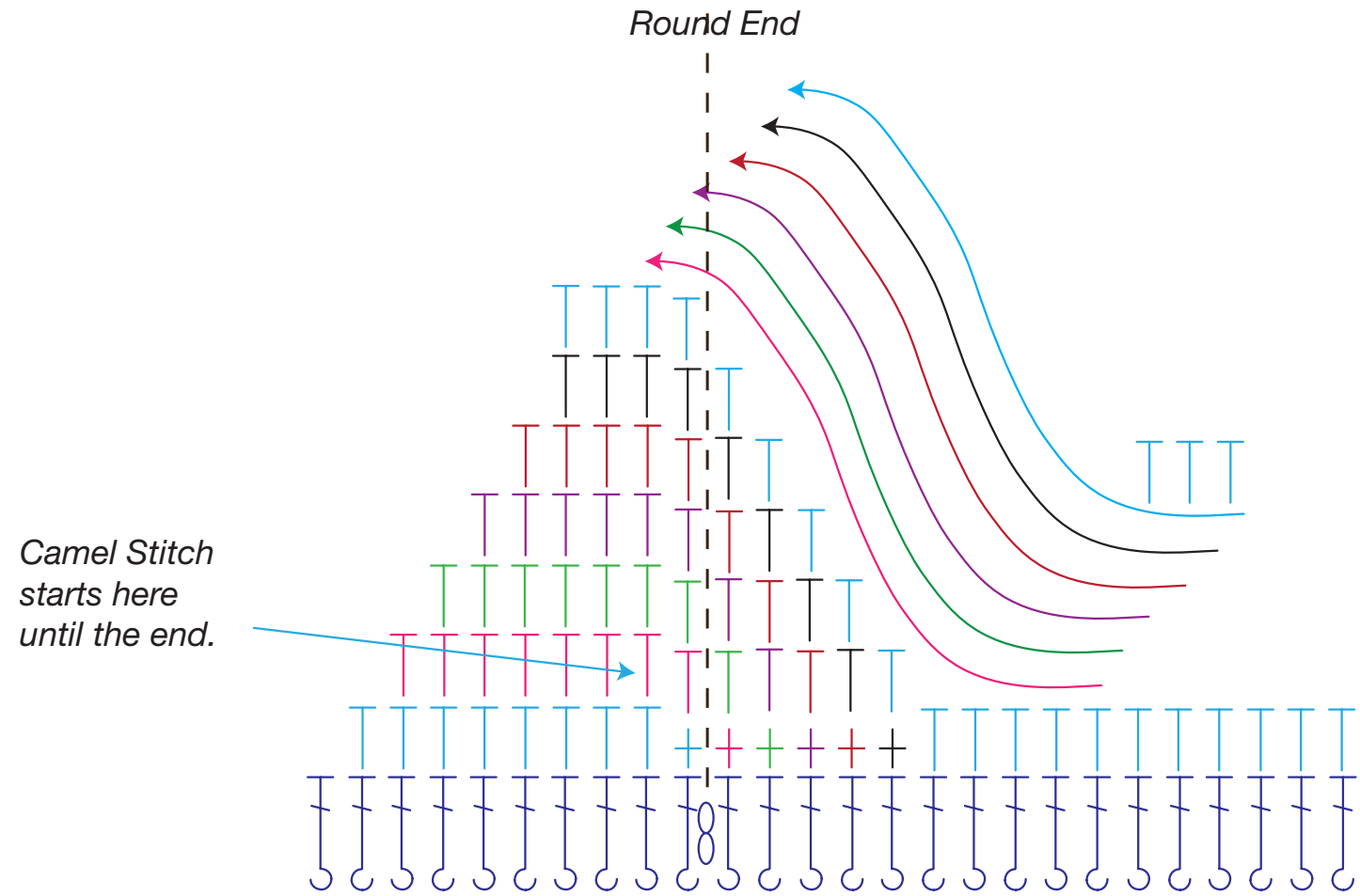




Spiral Elf Hat

Rainbow Start from Brim

Crochet Diagram by Michael Sellick from The Crochet Crowd



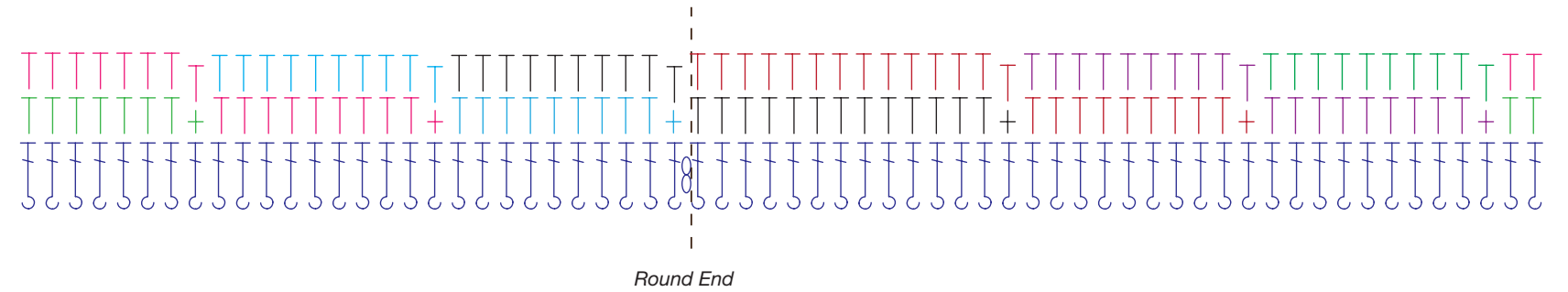
64 Stitches Around. Camel stitch starts on the second colour and the rest follow.



Spiral Elf Hat

Helix Start from Brim

Crochet Diagram by Michael Sellick from The Crochet Crowd





Spiral Elf Hat to the Tip

Crochet Diagram by Michael Sellick from The Crochet Crowd



You will notice the decrease is not equal to the 64 stitches. Just decrease the increment until you get back to the start of the round.

In the next reduction, just start over from the number it says. This will make the hat a bit longer in this format.